

Grammar and Punctuation

Guided Lesson

For use with

Year 2 English Grammar
and Punctuation Test 5



In this paper, you will be asked questions about grammar and punctuation. You need to read each question carefully and then answer underneath.

For some questions, you will need to write or add something and for some you will need to tick something. Make sure you read the question carefully so you know what to do.

1. Write the words 'did not' as one word, using an apostrophe.


1
mark

I didn't steal your crayons.

When you have decided what the new word is, write it on the line in the sentence. Don't forget the apostrophe!

did not → did n t → did n t → didn't

Key Skill: Using apostrophes to mark where letters are missing.



2. Tick the sentence that is correct.

1
mark

Once you have decided which sentence is correct, put a tick in the box next to it.

- Joel **ran** to his friend and **hugged** him.
- Joel **ran** to his friend and **hugs** him.
- Joel **runs** to his friend and **hug** him.
- Joel **run** to his friend and **hugged** him.

Key Skill: Choosing the correct tense (past or present).



3. Tick the correct word to complete the sentence below.

1
mark

Shall we go to the cinema but the park today?

Once you have decided the answer, tick ONE box. If you tick more than one box, you won't get the mark!

- or
- so
- but

Key Skill: Using 'or', 'and', and 'but'.



4. Tick the sentence that is a question.

1
mark

Once you have decided the answer, tick ONE box. If you tick more than one box, you won't get the mark!

- I like going on the slide.
- Can we go on the swings next please?
- Push me when I'm on the swing.
- Oh brilliant I love climbing frames!




Key Skill: Knowing the difference between a statement, question, exclamation and command.

5. Turn these words into adjectives by adding -less or -ful. Write the new word, in full, on the line. Remember that some letters might need to be changed or added on to create the correct spelling!

1
mark

As you can see, the letters in 'wonder' and 'home' did not need to change, but one letter in 'beauty' needed to change.

beauty	_____ beautiful _____
wonder	_____ wonderful _____
home	_____ homeless _____



Key Skill: Using the suffixes -ful and -less to turn words into adjectives.

6. Underline all of the verbs in the sentence below.

1
mark

I am walking down the street and listening to my favourite song.

Once you have decided which words are verbs, underline them.
Make sure you underline both verbs or you won't get a mark!



Key Skill: Using verbs in the past and present tense.

7. Tick the correct word to complete the sentence below.

1
mark

It was snowy .because they arrived.

Once you have decided the answer, tick ONE box. If you tick more than one box, you won't get the mark!

- when
- if
- that
- because

Key Skill: Using 'when', 'if', 'that' and 'because'.



8. Put in the apostrophe to show possession.

1
mark

The teacher was very pleased with R e h a n's homework.

As you can see, the apostrophe should go after 'Rehan' and before the 's'. This is because the 's' is not part of the name Rehan, and there is only one Rehan!



Key Skill: Using apostrophes to show when something belong to someone.

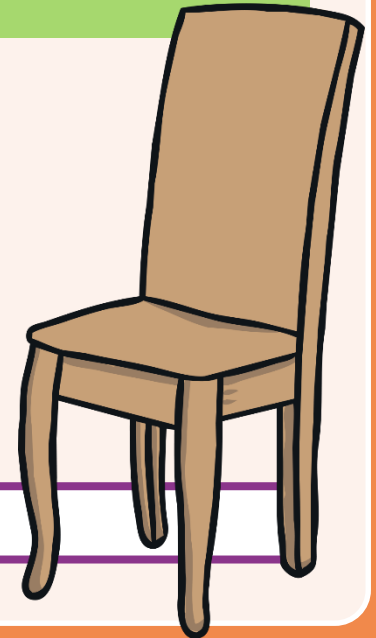
9. Look at the words below. Which can be joined to the word 'chair' to make a compound word. There is more than one.

1
mark

chair

Tick **all** the boxes next to the words that can make a new compound word when joined with 'chair'.

- push
- arm
- wheel
- dining



Key Skill: Joining two words together to make a new compound noun (compounding).

10. Why do the underlined words start with a capital letter?

1
mark

Mr Brown and Mr Jones enjoyed playing football at Wembley Stadium.

Either of these answers, or something similar would be correct.

Example Answers:

The words start with a capital letter because they are all names.

They are all names of people or places.

Key Skill: Using capital letters, full stops, question marks and exclamation marks correctly in sentences.

